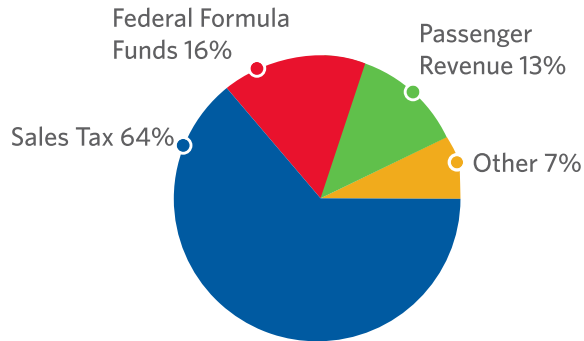


# Utah Transit Authority 2017 BUDGET IN BRIEF

## RESOURCES

### Where does the money come from?



### Operating Fund Resources

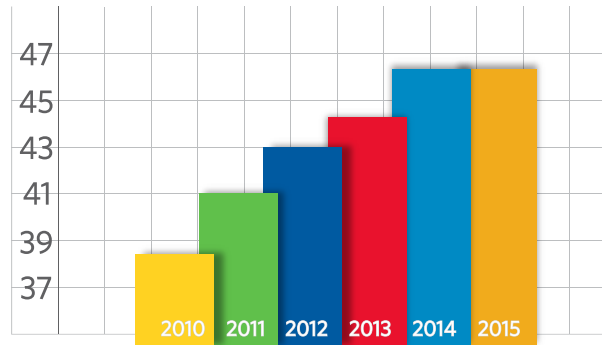
Sales Tax	\$249,362,000
Federal Formula Funds	\$ 60,676,000
Passenger Revenue	\$ 52,813,000
All Other	\$ 26,239,000
<b>Total Resources</b>	<b><u>\$389,090,000</u></b>

### Capital Improvement Program Resources

Provo-Orem TRIP	\$120,308,000
Lease and Bond Proceeds	\$ 49,090,000
UTA Funding	\$ 41,223,000
Grants and Local Partners	\$ 21,656,000
Sale of Assets	\$ 9,511,000
Prop 1	\$ 4,178,000
<b>Total Resources</b>	<b><u>\$245,966,000</u></b>

## RIDERSHIP

### Millions of trips



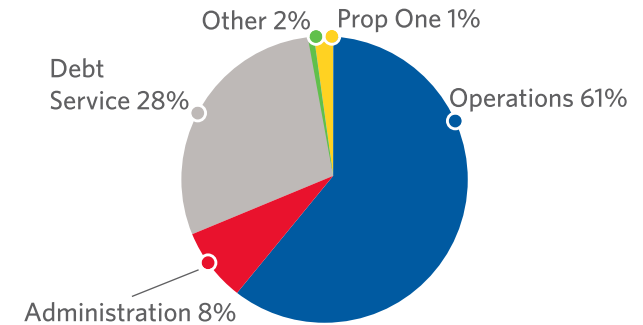
### UTA Quick Facts

- More than 120 bus routes run each weekday.
- During peak service, nine FrontRunner trains are running along the 89-mile long line.
- Except for Thanksgiving Day, Christmas Day and New Year's Day, transit service is available every day of the year.\*
- Transit service begins as early as 5 a.m. and ends as late as 12 p.m.
- UTA's fleet is 100% ADA accessible.
- A TRAX vehicle weighs 44 tons.
- UTA's base fare of \$2.50 has been in place since April 2013.
- 25% of work trips into downtown each day are made using transit.
- UTA riders prevent over 2,000 tons of vehicle emissions each year.
- UTA has 47 CNG buses.

\*Ski service available on these days if local resorts are open.

## EXPENSES

### Where does the money go?



### Operating Expenses

Bus	\$ 90,762,000
Light Rail	\$ 48,553,000
Commuter Rail	\$ 27,700,000
Paratransit/Vanpool	\$ 24,371,000
Operations Support	\$ 42,154,000
General & Admin.	\$ 30,911,000
Non-operating	\$ 10,812,000
Debt Service	<u>\$109,844,000</u>
<b>Total Appropriation</b>	<b><u>\$385,107,000</u></b>

### Capital Improvement Program Expenses

Planned capital expenditures total \$246 million, including \$120.3 million for the Provo-Orem Transportation Improvement Plan (TRIP), \$78 million for maintaining a state of good repair and \$47.7 million for capital improvements.

